



EVOTECH®
P E R F O R M A N C E

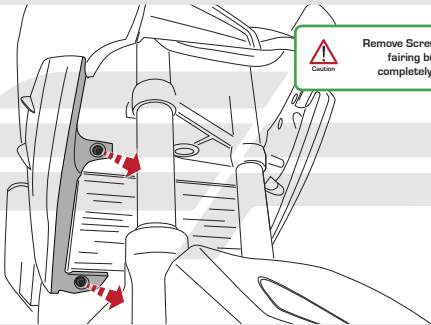
Installation Instructions

HONDA CB500 X 2016 RADIATOR GUARD

Product Reference - 11172

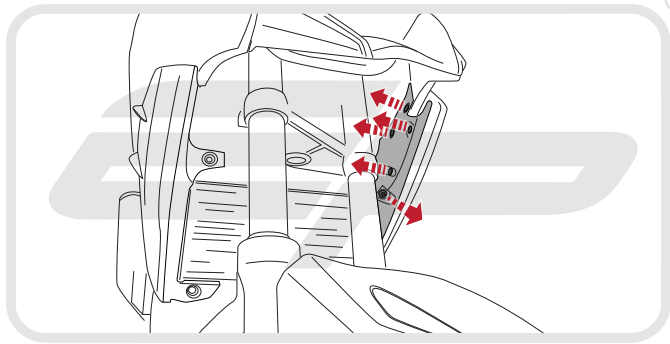
Kit Contents

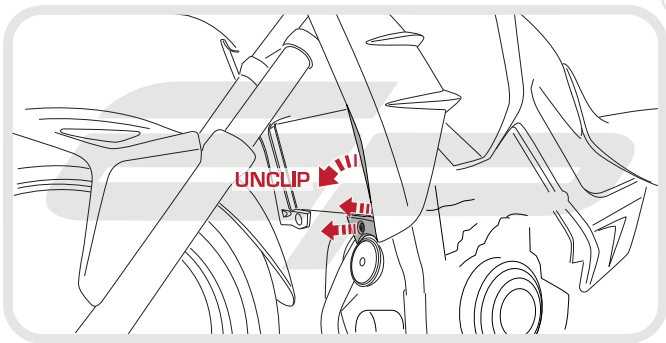
- Ⓐ 1 x Radiator Guard
- Ⓑ 6 x 4mm x 50mm Neoprene Strips

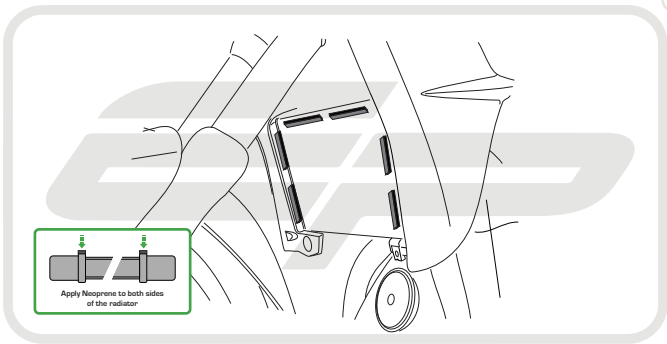


Caution

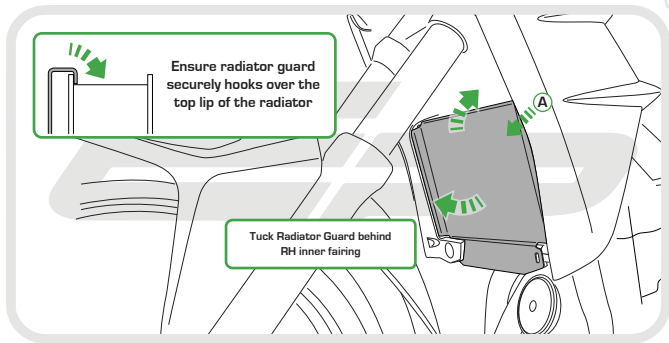
Remove Screws from inner
fairing but do not
completely remove it.

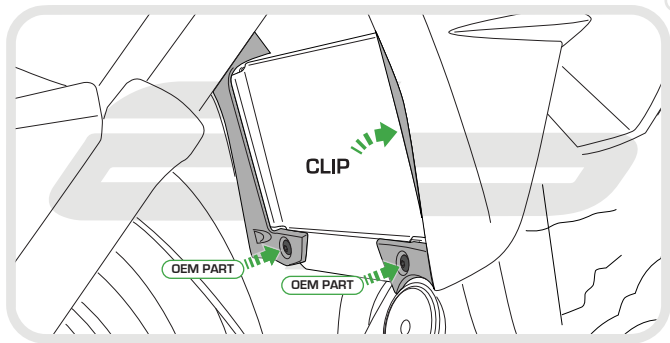






Apply Neoprene to both sides of the radiator







Reverse Stages

3, 2, 1



ESSENTIAL CHECKS



It is recommended that periodic inspections are made to ensure that dirt and debris have not become trapped between the guard and the radiator/oil cooler. Such dirt and debris would reduce the cooling efficiency of the radiator/oil cooler.

It is recommended that periodic inspections are made to ensure that all fixings are fully tightened.



EVOTECH®
P E R F O R M A N C E

www.evotech-performance.com